



N.W.T. LITERACY COUNCIL

Family Literacy Day - January 27th




N.W.T. LITERACY COUNCIL

More Than Words Family Literacy in the NWT



What is family literacy?

Family literacy is the way families learn together at home and in the community. Many people think literacy is just about reading and writing but it is more than words. It's about all the things families do and learn together on a daily basis.



Family literacy can be:

- ✓ Singing
- ✓ Reading recipes
- ✓ Talking and listening
- ✓ Telling and reading stories
- ✓ Cooking together
- ✓ Making a grocery list
- ✓ Reading signs and labels
- ✓ On the land activities

What kinds of family literacy activities do you do at home?



Why is family literacy important?

Research tells us that children start learning at birth. They need love and support to help them grow and learn. Parents are their children's first and most important teachers. Talking, singing, reading and playing with your young children will help them develop language, and literacy, and let them know who they are.

When we use the word 'parents' we mean mothers, fathers, foster parents, grandparents, aunts and uncles and other people who are raising children.



Remember that no two children are alike. No two parents are alike. Your child will learn and grow at his or her own pace.

Share your language and culture

Children learn their culture by taking part in traditional activities within the family and by learning the language.

You can do family literacy activities around your culture and traditions and using your own language.



More Than Words

Family literacy is more than the printed word. It is about bonding, doing things together, modeling and spending quality time together.

- ◆ It's about learning together. It's never too early to start.
- ◆ It's about who you are. Share your culture, traditions and family stories.
- ◆ It's about doing things together – every day and everywhere.

Family Literacy Day

Family Literacy Day is a national awareness initiative, held each year on January 27th. This special day promotes reading and other literacy-related activities in families.



Most communities have special Family Literacy Day celebrations such as reading circles and family literacy nights.

What are you going to do to celebrate?

More Than Words: Family Literacy in the NWT is a special publication produced by the NWT Literacy Council for National Family Literacy Day, with support from

- ◆ [Department of Education, Culture and Employment](#)




Northwest Territories Education, Culture and Employment

Tips for Parents

You are the most important teacher and role model for your children!

Do things with your children

- ◆ Go for walks or go out on the land with your children.
- ◆ Involve your children in organized sports such as hockey or ice skating.
- ◆ Have a special night for your family once a week - play games, bake cookies, read together.
- ◆ Go to the library or a community family literacy activity.



Play is important

Play is your child's work.

- ◆ Play with your child. They learn about the world around them through play.
- ◆ Play pretend games such as playing house, going to a restaurant, taking care of a baby.
- ◆ Play games with your child.



Have routines

Children respond well to routines.

For example:

- ◆ reading before bedtime each night
- ◆ eating meals together
- ◆ having an afternoon nap
- ◆ going to bed at the same time each night



Babies to One Year Olds

I love:

- ◇ books with pictures and bright colours
- ◇ chewing everything
- ◇ listening to you sing and talk



I feel special when:

- ◇ you tell me your own stories
- ◇ you sing your own songs and tell me nursery rhymes over and over again
- ◇ you play finger, toe and body word games with me
- ◇ you give me vinyl, cloth and board books to look at and chew
- ◇ you tell me what we are doing and what you see around us



One - Two Year Olds

I love:

- ◇ to learn new sounds and new words
- ◇ to play singing and clapping games
- ◇ to hear stories and songs that you make up
- ◇ to look at picture books at home and on the go



I feel special when:

- ◇ you tell me your own stories
- ◇ you name things and people around me
- ◇ you show me how to gently turn the pages
- ◇ you read to me and let me turn the pages
- ◇ you ask me simple questions as you read
- ◇ you have books in the truck, in the diaper bag and by my bed



Three Year Olds

I love:

- ◇ to learn and do finger plays and action rhymes
- ◇ to sing songs
- ◇ to play pretend games
- ◇ to hear fairy tales and fantasy stories
- ◇ to hear about animals doing things my family and I might do
- ◇ to be silly
- ◇ to try to use crayons, pencils, scissors, etc.
- ◇ to hear stories about my family

I feel special when:


- ◇ we take walks in the community
- ◇ we explore our world and the world around us
- ◇ we talk about the pictures
- ◇ we act out parts of the story
- ◇ I see my art work hanging on the fridge
- ◇ we make and do things together

Four Year Olds



I love:

- ✧ to tell stories and “read” books
- ✧ to be busy
- ✧ to go to places like the park or the store
- ✧ to hear my favourite stories
- ✧ books about new and familiar things
- ✧ to play matching and simple board games
- ✧ to hear about silly things
- ✧ to see my name



I feel special when:

- ✧ you let me pick the story you will read to me
- ✧ you let me “read” to you
- ✧ you answer my endless questions, even if they seem silly to you
- ✧ you listen to me
- ✧ you play games with me
- ✧ you make crafts with me
- ✧ you help me learn my colours and numbers

Five Year Olds




I love:

- ✧ to make my own choices about what we read
- ✧ to tell stories about my world
- ✧ to use my imagination
- ✧ to help you cook and make special meals
- ✧ make my own books



I feel special when:

- ✧ you tell me stories using puppets and pictures
- ✧ you collect books for me
- ✧ you point words out to me
- ✧ you write the story I tell you
- ✧ I get my own library card
- ✧ you take the time to cook with me and help me read the recipe



Family Literacy Programs



There are family literacy programs running in almost every community in the NWT. These programs build on the strength of the community and the families that live there. Phone your local school, daycare or adult upgrading program to find out what is happening in your community.

Family Literacy Programs:

- ✓ Support the learning needs of the whole family
- ✓ Give parents tools, ideas and resources
- ✓ Give parents a chance to develop their own literacy skills
- ✓ Support parents in one of their most important jobs – nurturing, teaching and passing on skills and traditions to the next generation.



Rhymes

Humpty Dumpty

Humpty Dumpty fell in the snow,
The temperature was forty below,
And all of the nurses
And all of his friends
Couldn't get Humpty
to warm up again.



These are Ashley's fingers

These are Ashley's toes

This is Ashley's bellybutton

Round and round it goes.

Substitute your child's name for Ashley and do the actions.



Finger Plays

Round and Round the Garden

Round and round the garden

Like a Teddy Bear

One step,

Two step,

Tickly under there.

Actions: Circle your child's tummy with your finger. Tickle under the child's arm



Here's a Cup of Tea

Here's a cup

And here's a cup

And here's a pot of tea

And pour a cup

And pour a cup

And drink it up with me

Actions: Hold one hand up; Hold the other hand up; Put your thumb up on one hand; Pretend to pour tea into cup; Pretend to drink from cup



Songs

Twinkle, Twinkle Little Star

Twinkle, twinkle little star

How I wonder what you are

Up above the world so high

Like a diamond in the sky

Twinkle, twinkle little star

How I wonder what you are



Activities You Can Do

Let's name body parts

Write the names of the body parts in your language.



Head and Shoulders

Teach your child the names of the body parts in your language. Sing this song with them have them point to each body part as you say the words.

Head and shoulders

knees and toes, knees and toes, knees and toes

Head and shoulders

knees and toes,

Eyes

Ears

Mouth and nose



How to help your child learn

- ✓ **Talk** about what you are doing
- ✓ **Look** at your child
- ✓ **Listen** as your child talks
- ✓ **Tell** your child a story
- ✓ **Read** to your child each day
- ✓ **Talk** about the story
- ✓ **Praise** your child
- ✓ **Share** one new word, song, craft or activity every day
- ✓ **Use** your Aboriginal language



Let's make a storytelling bag

Here is what we do:

Storytelling bags, or language bundles, are fun. Here is how to make one:

- ◆ Use a piece of tanned hide or other material - a basket or box works too.
- ◆ Put small objects into the bundle that you can use to tell stories in your language. They can be real or you can make miniatures, like dogsleds, animals, canoes, dolls, etc. Use things from the natural world, such a feathers, shells or stones.
- ◆ Use the things in the storytelling bag to tell stories in your language.



Would you like more information about programs for parents and children in your community?

You can call the NWT Literacy Council at 867-873-9262.



N.W.T. LITERACY COUNCIL

How to contact us:

NWT Literacy Council
Box 761

Yellowknife, NT X1A 2N6

Phone: 867-873-9262

Fax: 867-873-2176

Email: info@nwtliteracy.ca

Website: www.nwt.literacy.ca

Illustrations by Janet Pacey.

Photos by Jeri Miltenberger, Eileen Drygeese, and the NWT Literacy Council.