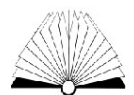




Celebrate Literacy in the NWT



Christmas





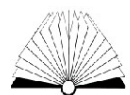
Christmas

Books: Baby's First Christmas
by Tomie de Paola (board book)
My Christmas Book
by Ronne Randall, illustrated by Tom Cooke
Arthur's Christmas
by Marc Brown
Clifford's First Christmas
by Norman Bridwell
How the Grinch Stole Christmas
by Dr. Seuss
Twinkle Twinkle Little Star
Julia Noonan's version

Poems: [A Visit from St. Nicholas](#)
[On a Cold Winter Night](#)
[Santa](#)
[Here is a Chimney](#)
[Eight Little Reindeer](#)

Games: [Remember Christmas Game](#)
[Word Find](#)
[Christmas Twenty Questions](#)
[Blind Snowperson Game](#)
[Tongue Twisters](#)

Craft Ideas:
[Candy Cane Reindeer Ornament](#)
[Clothespin Reindeer](#)
[Felt Ornaments](#)



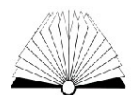


Celebrate Literacy in the NWT

Felt Photo Ornaments
Hands Christmas Wreath
Christmas Stocking

Literacy Activities:

3 Colouring pages
Put the presents in the right place
Deliver presents for Santa
2 Word Searches
2 Crosswords
2 Christmas Riddles
Christmas Alphabet Book





Poems

A Visit From St. Nicholas by Clement C. Moore

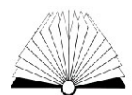
'Twas the night before Christmas, when all through the
house

Not a creature was stirring, not even a mouse;
The stockings were hung by the chimney with care,
In hopes that St. Nicholas soon would be there;
The children were nestled all snug in their beds,
While visions of sugar-plums danced in their heads;
And mamma in her 'kerchief, and I in my cap,
Had just settled down for a long winter's nap,
When out on the lawn there arose such a clatter,
I sprang from the bed to see what was the matter.

Away to the window I flew like a flash,
Tore open the shutters and threw up the sash.
The moon on the breast of the new-fallen snow
Gave the lustre of mid-day to objects below,
When, what to my wondering eyes should appear,
But a miniature sleigh, and eight tiny reindeer,
With a little old driver, so lively and quick,
I knew in a moment it must be St. Nick.
More rapid than eagles his coursers they came,
And he whistled, and shouted, and called them by name;

Now, Dasher! now, Dancer! Now, Prancer and Vixen!
On, Comet! On Cupid! On, Donner and Blitzen!
To the top of the porch! to the top of the wall!
Now dash away! dash away! dash away all!

As dry leaves that before the wild hurricane fly,
When they meet with an obstacle, mount to the sky,



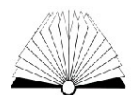


So up to the house-top the coursers they flew,
With the sleigh full of toys, and St. Nicholas too.
And then, in a twinkling, I heard on the roof
The prancing and pawing of each little hoof.
As I drew in my hand, and was turning around,
Down the chimney St. Nicholas came with a bound.

He was dressed all in fur, from his head to his foot,
And his clothes were all tarnished with ashes and soot;
A bundle of toys he had flung on his back,
And he looked like a peddler just opening his pack.
His eyes -- how they twinkled! His dimples how merry!
His cheeks were like roses, his nose like a cherry!
His droll little mouth was drawn up like a bow,
And the beard of his chin was as white as the snow;

The stump of a pipe he held tight in his teeth,
And the smoke it encircled his head like a wreath;
He had a broad face and a little round belly,
That shook, when he laughed like a bowlful of jelly.
He was chubby and plump, a right jolly old elf,
And I laughed when I saw him, in spite of myself;
A wink of his eye and a twist of his head,
Soon gave me to know I had nothing to dread;

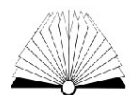
He spoke not a word, but went straight to his work,
And filled all the stockings; then turned with a jerk,
And laying his finger aside of his nose,
And giving a nod, up the chimney he rose;
He sprang to his sleigh, to his team gave a whistle,
And away they all flew like the down of a thistle.
But I heard him exclaim, ere he drove out of sight,
"Happy Christmas to all, and to all a good-night!"





On a Cold Winter Night

On a cold winter night
With no place to stay,
A baby was born
In a manger of hay.
He cried for his dinner
And stared at a sheep,
He smiled as his mother
And fell fast asleep.
Three wise men came by
And said, "If he pleases,
We have gifts to give,"
To the infant named Jesus."
Their mission then finished
The men hummed along
As a poor little drummer boy
Played Jesus a song.





Santa

Down the chimney dear Santa Claus crept
(put index finger into loose fist of other hand)

Into the room while all the children slept.
(lay three fingers across palm of other hand)

He saw their stockings hung in a line
(hang three fingers in the air)

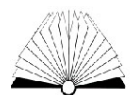

And filled them with candy and goodies fine.
(pretend to fill stockings)

Although he counted them ... one, two, three ...
(point as if counting to three)

The baby's stocking he could not see.
(hand across eyebrows, looking)

“Ho, ho,” said Santa. “That won't do.”
(hold tummy and laugh)

So he popped her present right into her shoe.
(cup one hand and put other inside)





Here is a Chimney

Here is a chimney
(make a fist and tuck in thumb)

Here is the top
(cover with other hand)

Open it up quick
(lift hand up)

And out Santa will pop!
(pop out thumb)



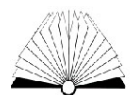
Eight Little Reindeer

Eight Little Reindeer playing in the snow,

Eight little reinderr at the North Pole.

All of them anxious for Christmas Day,

Waiting for Santa to say, “Up, up and away.”





Games

Remember Christmas Game

Supplies: 18 items in box

How To Play: Show the items in the box to the children. Remove one or more items out of the box (without children seeing you). Have the children guess what items are missing. For older children, put items on a large tray or cookie sheet. Cover. Remove cover for 20-30 seconds and then remove tray from room. On your mark, the children are to write down as many items that they can remember being on the tray before you yell, "STOP". The person with the most correct items wins.

Word Find

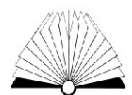
Use a Christmas related word or phrase such as: Christmas, Poinsettia, Candy cane, etc. and find as many little words as possible within before the timer runs out.

Example: Christmas

Words: sit, is, his, miss, rat, tar, this, math, chair, rim...

Example: Candy cane

Words: candy, cane, and, dance, day, nay, can, dye, an, any...





Christmas Twenty Questions

The facilitator starts by choosing a Christmas related person, place, or thing. They say, "I'm thinking of something." The group tries to guess what it is by asking no more than twenty questions that can be answered "YES," "NO," or "I DON'T KNOW." The participant who guesses correctly is next up.

Clue

The facilitator thinks of a person, place, or thing and then gives a clue. Begin at one end of the room and work your way around allowing each person to take a turn guessing until someone solves the case. The person who solves the case goes next.

Example: Frosty

Clue: I'm thinking of someone who wears a hat

Clue: He loves snow

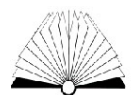
Clue: He'll melt if it gets too warm outside

Clues should be appropriate for the knowledge of the people playing.

Christmas Scramble

Supplies: Index Cards, Paper Bags

How To Play: Choose a Christmas word or phrase such as: Christmas, Candy Cane, Santa Claus, Reindeer.... Write the letters of the word on individual index cards. Do this two times, making two sets. Put each set in a brown paper bag.





Divide people into teams. Give each team a bag. The first team to decipher what the word in the bag is wins. A variation of the game would be to divide into teams with the same number of people as there are letters in the word. Each person gets a letter and they must hold onto the card and stand in the proper order to spell the word for all to see.

Blind Snowperson Game

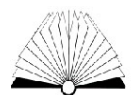
Supplies: 8 1/2 x 11 Sheet of Paper, Pencil

How To Play: Give everyone a piece of paper and a pencil. Explain to them that they will close their eyes and you will tell them what to draw. DON'T tell them they're drawing a snowperson!

Draw 3 circles on top of each other. Each circle gets smaller from bottom to top. In the middle circle draw three buttons going vertically down the center. In the top circle draw two eyes, a carrot nose, and a mouth. Draw a hat on top of the smallest circle. Draw stick arms on both sides of the middle circle. Draw a broom in one stick hand.

Open your eyes!!!

If playing with older children you might want to devise a point system, such as: 5 points for each circle that touches the other. Points for the hat touching the head, the eyes being in the top circle, etc.





Tongue Twisters

Supplies: Silly Christmas Phrases

How To Play: Say each phrase three times as fast as you can. Let kids practice on their own or take volunteers to come up and try their best for all to hear.

Chocolate cocoa cravings cure colds

Santa sings shining star songs

Sally skis super slow

Big bright bells banish boredom

Grumpy Grinch goes grizzly gus

Pretty packages perfectly packed

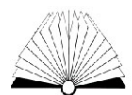
Tip-top tiny tot toys

Sally's striped stockings stuffed slightly

Santa's super souped sleigh swiftly slides sideways

Cheery cute caroling Christmas critters

Candy cane cookies keep kids coming





Crafts


Candy Cane Reindeer Ornament

Make ornaments or decorations using an assortment of candies - a train, a race car, a plane, or a reindeer. These can be hung on trees, tied to packages, or used as decorations on a table.

Young children will need supervision with the low temp hot glue gun, but it works a lot better than craft glue.

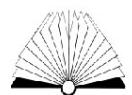
What You Need

- Low temp hot glue gun
- Ribbons or yarn for hanging
- 1 wrapped candy cane (this has to be wrapped around the candy, not a 'bagged' candycane)
- 1 little pom-pom for the nose
- 2 little wiggle eyes (or paper eyes drawn and cut out)
- Brown pipe cleaners for the antlers



How To Make It

1. Look at the illustration - make antlers out of pipecleaners, wrap them around the candycane on the curve and glue them.
2. Add two wiggle eyes and a pom-pom nose.
3. You're done!





Clothespin Reindeer

Reindeers made out of clothespins are cute and quick!

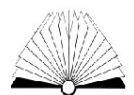
What You Need

- 3 Clothespins
- 7mm Wiggle eyes
- Small red pom pom
- Ribbon
- White small pom pom
- Tacky glue



How To Make It

1. Use three clothespins: two pointing down (4 legs); the third pointing up (antlers). Glue together.
2. Add wiggle eyes, a small red pom-pom nose, a ribbon on the neck, and a pom-pom tail using tacky glue.






Felt Ornaments

What You Need

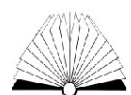
- Large and small paper plates
- Felt in different colors
- Cookie cutters (different sizes and shapes)
- Yarn
- Glue
- Scissors
- Hole punch
- Crayons, markers, colored pencils, paint



How To Make It

1. Trace cookie cutters onto plates.
2. Cut out.
3. Color.
4. Glue to felt.
5. Cut felt around decoration.
6. Punch a hole at the top.
7. Place string through hole and tie.
8. Hang on tree or give as gifts.

Try putting a smaller cookie cutter inside a large one, cut it out and the color of the felt will show through. You could also use glitter, beads and other types of decorations.





Felt Photo Ornament

What You Need

- School photo (or another small photo)
- Felt in red and green
- Scissors
- Glue
- Glitter or Glitter glue pen
- Stickers, optional
- Decorative confetti
- Narrow ribbon in green, red, or gold
- Marker



How To Make It


1. Cut a tree shape out of red felt.
2. Cut a smaller tree shape out of green felt.
3. Cut a hole in the middle of the green felt for the photo to show through.
4. Glue the photo on to the red tree (check to make sure it will show through the green tree).
5. Glue the green tree to the red tree.
6. Use glue to add the decorative confetti. Add stickers if desired.
7. Use glue and glitter around the opening of the tree or use a glitter glue pen.
8. Cut a little hole in the top of the tree and hang with a ribbon.
9. Let dry.
10. Write the date on the back of the ornament.
11. Hang on your tree!





Hands Christmas Wreath

It's another great gift idea or decoration. Each year you make a new one and see just how big your children have grown.

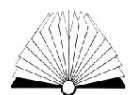


What You Need

- Green construction paper or felt
- Pen or pencil to trace hands
- Glue
- Glitter
- Sequins
- Ribbons
- Other decorations for finished project

How To Make It


1. Trace child's open hand onto paper. (8-10 tracings for a small child)
2. Cut out tracings.
3. Glue tracings together at wrists with fingers pointed out.
4. Decorate with glitter, sequins, ribbons.
5. Write child's name, age, and date made on back.



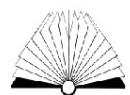



Christmas Stocking

- Cut out two stockings from red paper (trace the pattern).
- Staple or tape the sides and have families decorate the stocking.
- Encourage families to hang up their art work at home.
- Every time someone in the family does something nice or good – write it down on a piece of paper and put it in the stocking.
- See how full it can get by Christmas and then on Christmas – have everyone read the words of praise.



Pattern on next page





Stocking Pattern





Activities

Colour the picture with lots of bright colours.



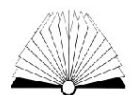
Free for non-profit use

© 1997 Grace Sullivan



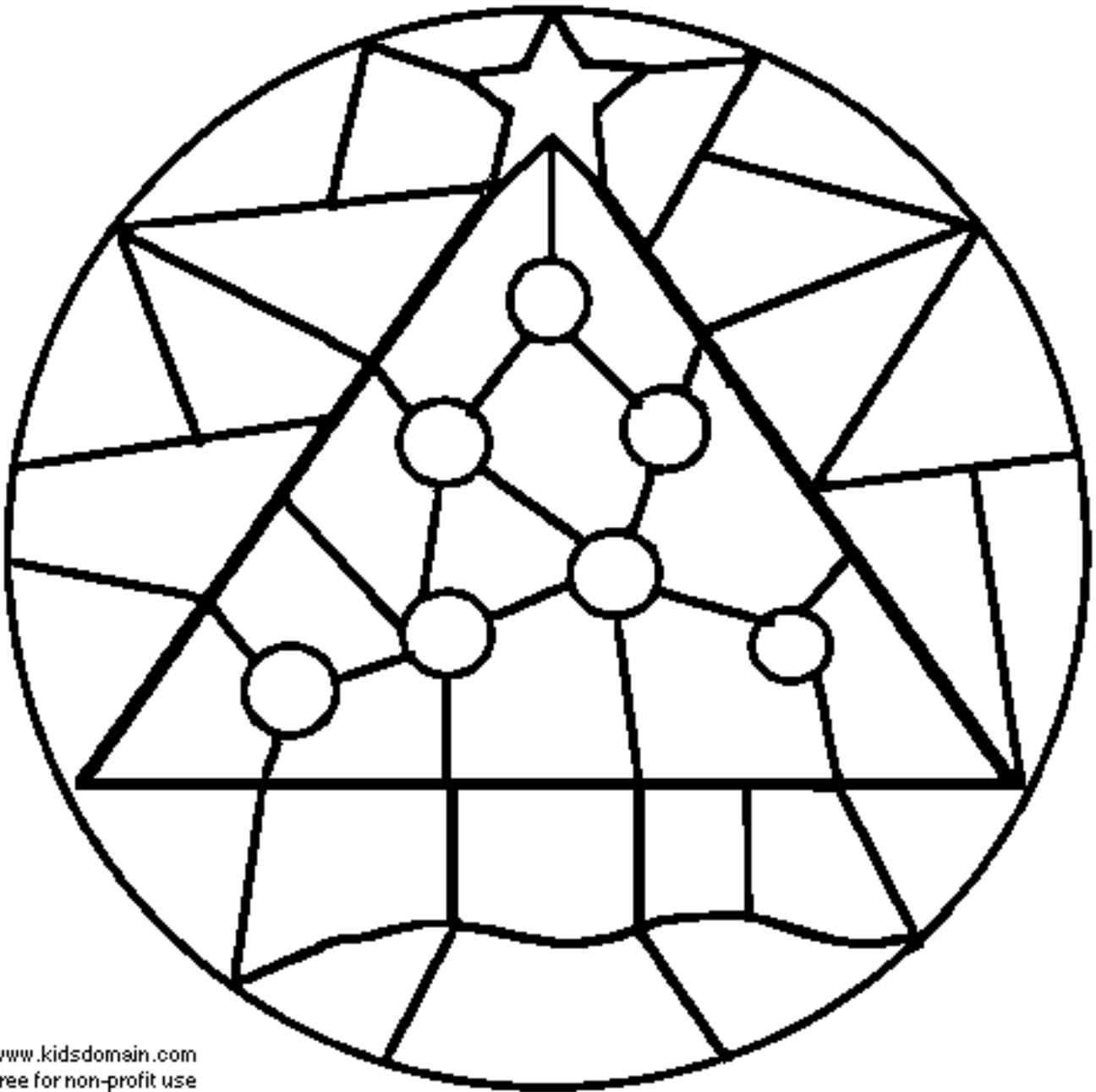


Colour the stockings for Santa!

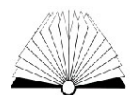




Colour the Christmas Tree!



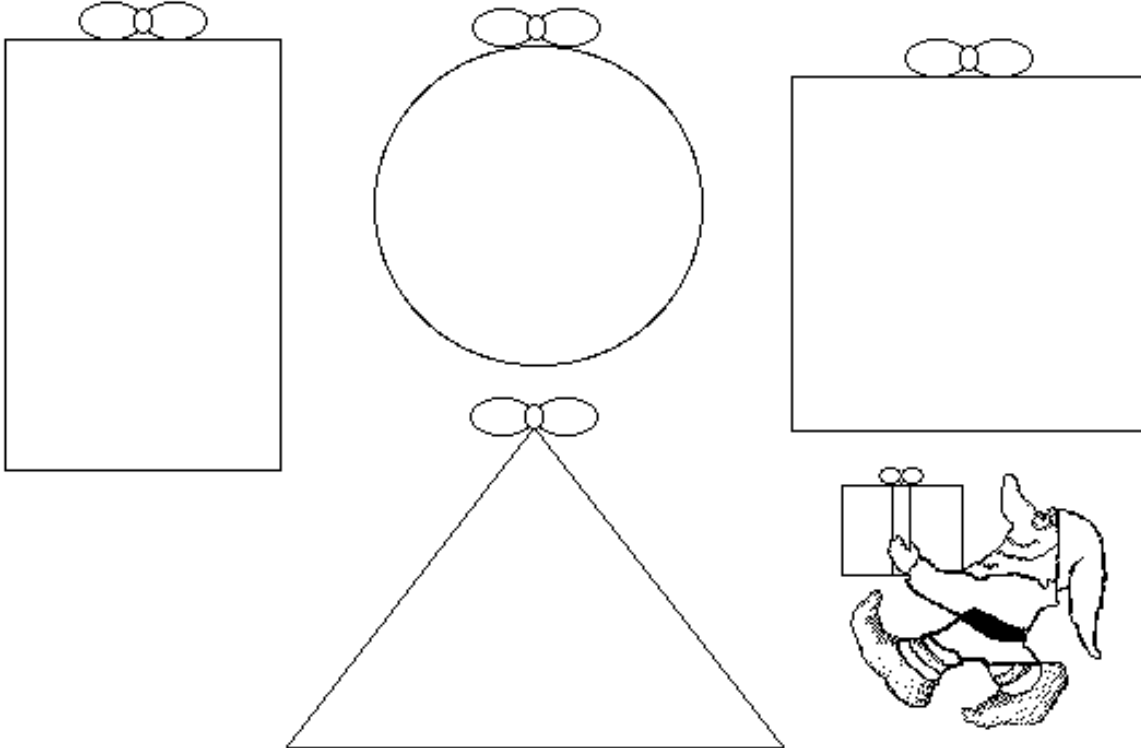
www.kidsdomain.com
free for non-profit use



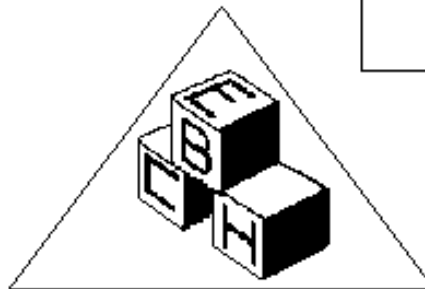





Put the presents in the right place

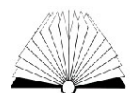
Santa's Elf needs to wrap some presents.
Can you help him put the presents in the right box?

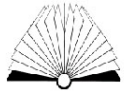


Cut the presents out and glue them in the right box.




Bry-Back Manor 1996



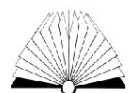


Deliver presents for Santa

**Santa needs to deliver some presents.
Can you help him find his way to the house?**




Bry-Back Manor 1996





Christmas Word Search

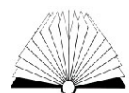


s	u	b	c	a	n	d	y
l	s	b	a	l	e	k	
e	n	e	l	f	t	e	d
d	o	l	s	e	r	k	
t	w	l	g	t	r	e	e
o	w	n	i	a	x	a	i
y	b	m	f	r	m	w	c
s	a	n	t	a	f	r	b



ball	elf	snow
bell	gift	star
candy	santa	toy
deer	sled	tree

©2000 The Kids Domain
www.kidsdomain.com
Free for non-profit use - Happy Holidays!





Christmas Word Search

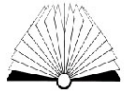


S M Y E O C N Q O Q D L
 T R E E I L Z G F R N M
 A T V H P L O D U R N I
 R T I N R A P C A N D Y
 E E X Y E B R E H S A D
 E M E E S N A M W O N S
 D O N N E R N Q H S C W
 I C S M N K C A S A E R
 P B L I T Z E N S N R E
 U E E H F F R O S T Y A
 C L D C I J P P H A O T
 E L F U G N R B C W T H



- | | | |
|---------|---------|---------|
| BALL | DEER | SANTA |
| BELL | DONNER | SLED |
| BLITZEN | ELF | SNOWMAN |
| CANDY | FROSTY | STAR |
| CHIMNEY | GIFT | TOY |
| COMET | PRANCER | TREE |
| CUPID | PRESENT | VIXEN |
| DANCER | RUDOLPH | WREATH |
| DASHER | SACK | |






Celebrate Literacy in the NWT

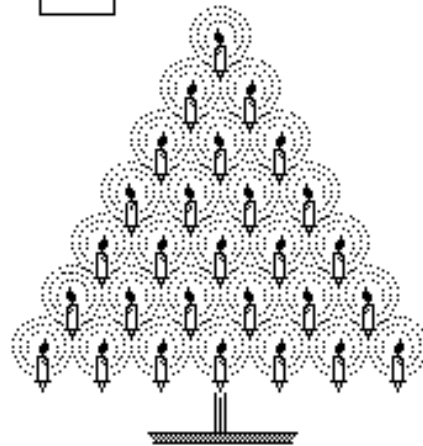

Christmas Crossword

Make all the words fit into this crossword.

Each word is only used once.



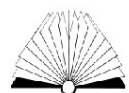
- BOW
- GIFT
- TREE
- PEACE
- FAMILY
- DINNER
- CANDLES
- FRIENDS
- CHRISTMAS
- GINGERBREAD



©1999 The Kid's Domain

www.kidsdomain.com

free for non-profit use



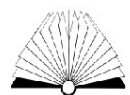




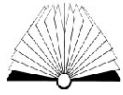
Christmas Crossword

Make all the words fit into this crossword.

Each word is only used once.

- ELF
- TOY
- GIFT
- BELL
- TREE
- STAR
- SANTA
- COMET
- CUPID
- VIXEN
- CANDY
- FROSTY
- WREATH
- DASHER
- DONNER
- SLEIGH
- DANCER
- CHIMNEY
- BLITZEN
- RUDOLPH
- PRANCER
- SNOWMAN
- PRESENTS
- REINDEER





Solve these Christmas Riddles using the code below



A	B	C	D	E	F	G	H	I	J	K	L	M
26	27	28	29	30	31	32	33	34	35	36	37	38

N	O	P	Q	R	S	T	U	V	W	X	Y	Z
39	40	41	42	43	44	45	46	47	48	49	50	51

Why does Santa Claus have three gardens?

64	75
- 20-	35

61	55
- 28-	25

40	26	39
- 12-	0-	0

55	77
- 22-	37

48	67
- 15-	27

50	72
- 17-	32

What does a cat on a beach have in common with Christmas?

53	41	73	51	87
- 9-	15-	34-	22-	37

35	60	43	64	82
- 7-	23-	17-	16-	38

What do you get when you cross a snowman with a vampire?

35	68	51	70	66	52	45	73	40
- 4-	25-	11-	26-	21-	25-	11-	28-	10

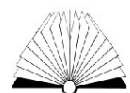


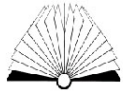
What does Santa clean his Sleigh with?

54	43	40	47	68
- 26-	3-	2-	17-	23

56	53
- 16-	22

55	70	91	71	57	30
- 27-	30-	45-	28-	13-	0





Solve these Christmas Riddles using the code below



A	B	C	D	E	F	G	H	I	J	K	L	M
1	2	3	4	5	6	7	8	9	10	11	12	13

N	O	P	Q	R	S	T	U	V	W	X	Y	Z
14	15	16	17	18	19	20	21	22	23	24	25	26

Why does Santa Claus have three gardens?

2	13
+17	+ 2

6	3
+ 2	+ 2

2	0	13
+ 1	+ 1	+ 1

7	5
+ 1	+10

5	2
+ 3	+13

6	1
+ 2	+14

!

What does a cat on a beach have in common with Christmas?

1	0	9	2	12
+18	+ 1	+ 5	+ 2	+13

1	8	0	21	11
+ 2	+ 4	+ 1	+ 2	+ 8

What do you get when you cross a snowman with a vampire?

4	10	0	14	7	1	4	10	0
+ 2	+ 8	+15	+ 5	+13	+ 1	+ 5	+10	+ 5



What does Santa clean his Sleigh with?

1	13	5	4	10
+ 2	+ 2	+ 8	+ 1	+10

11	1
+ 4	+ 5


2	7	18	8	16	3
+ 1	+ 8	+ 3	+10	+ 3	+ 2





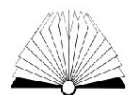
My Teeny Tiny Book

My Christmas Alphabet Book



- Have parents and children work on this activity together.
- Encourage parents to 'read' the book to their children and let the children guess what each picture is. For example the parent says, "A is for," and the child would look at the picture and say "Angels."
- They can then colour the book and cut out each page.
- You can bind the book with string, staples or glue.

This is an excellent literacy activity to do with pre-school and kindergarten children and their parents or caregivers. Have Fun!





A Teeny Tiny Book

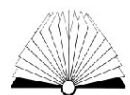
My Christmas Alphabet Book

A

is for
Angels



Bry-Bach Manor 1997





A Teeny Tiny Book

B

is for
Bells

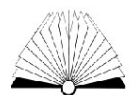


C

is for
Candle



BryBack Manor 1997






A Teeny Tiny Book

D

is for
Dreams

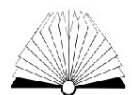


E

is for
Elf



BryBack Manor 1997





A Teeny Tiny Book

F

is for
Flurries

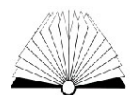


G

is for
Gingerbread



BryBack Manor 1997





A Teeny Tiny Book

H

is for
Holly

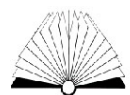


I

is for
Ice Skates





Bry-Back Manor 1997

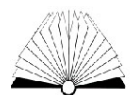




A Teeny Tiny Book



Bry-Bach Manor 1997






A Teeny Tiny Book

L

is for
Lights

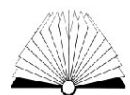


M

is for
Mouse



Bry-Back Manor 1997





A Teeny Tiny Book


N

is for
Nativity

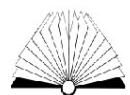


O

is for
Ornament



Bry-Bach Manor 1997





A Teeny Tiny Book


P

is for
Presents



Q

is for
Quick



Bry-Bach Manor 1997





A Teeny Tiny Book

R

is for
Reindeer

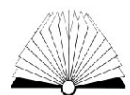


S

is for
Snowman



BryBack Manor 1997






A Teeny Tiny Book


T

is for
Tree

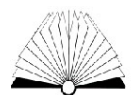


U

is for
Unwrapping



BryBack Manor 1997





A Teeny Tiny Book

V



is for
Village

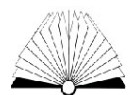


W

is for
Wreath



Bry-Bach Manor 1997





A Teeny Tiny Book

X

is for
Xmas

December

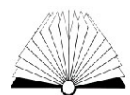
25

Y

is for
Yule Log



Bry-Back Manor 1997





A Teeny Tiny Book

Z

is for
Zig Zag



The End

BryBack Manor 1997

